

CHORAL CONSTRUCTION

Building Beautiful Voices in the Choral Setting

Dr. Adam Potter

Director of Choral Activities

Program Coordinator for Choral Music Education

apotter@deltastate.edu



INTRODUCTION



**DELTA STATE
UNIVERSITY** 
Join in. Stand out.

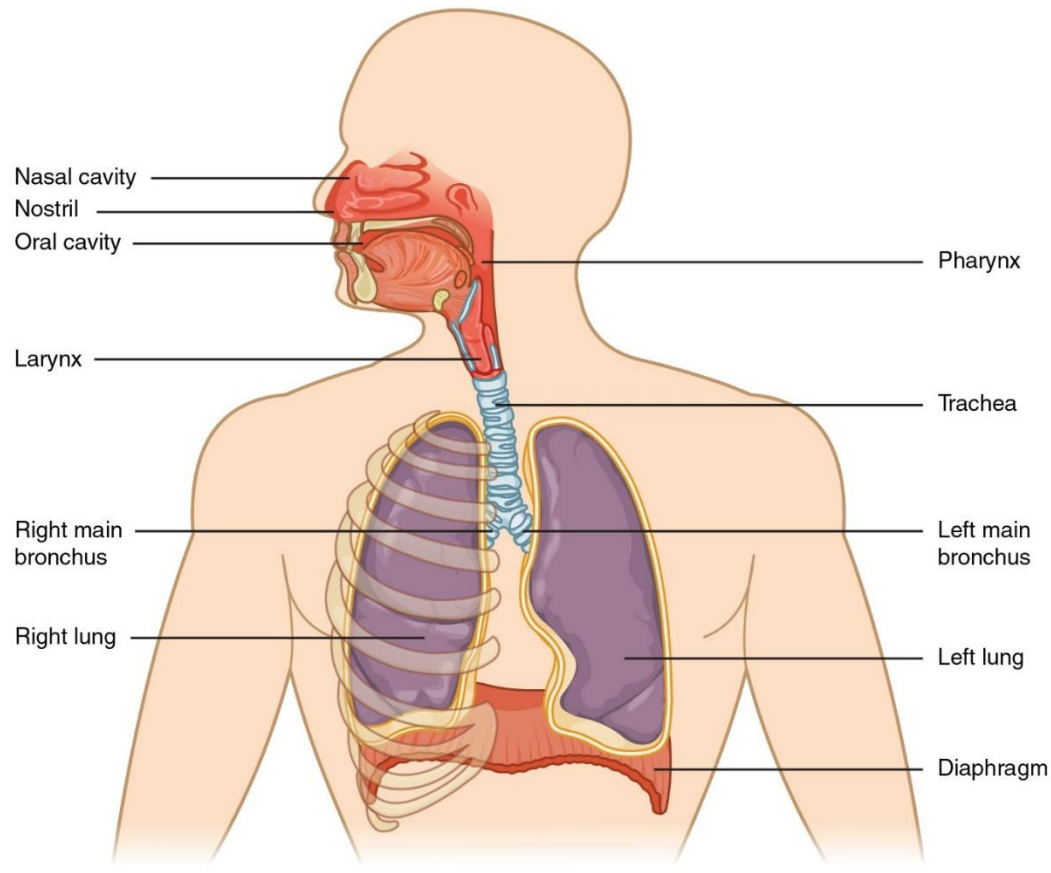
Today we hope to answer . . .

- What is “voice building”?
- Why is it important?
- What is the role of a choral conductor in building voices?
- What do I need to know as I adopt the “conductor as constructor” mentality?

"Voice Building"



"Voice Building"



"Voice Building"

- Increasing our students' vocal ability (*technique*) by every measure:
 - Tone quality
 - Range
 - Stamina
 - Dynamic contrast
- And, yes, increasing the [perceived/actualized] *size* of our students' instruments.
 - How often does a contractor get called to *remove* a room from someone's home? 😊

The Conductor-Constructor's Role



The Conductor-Constructor's Role

- What are we?
 - *Conductor-artist-teacher*
 - *Vocal “physician”*
 - *Coach-counselor-confidante!*
- And when it comes to voice building:

CONSTRUCTION WORKER

(and the architect who drew up the plans!)

A Conductor-Teacher's Responsibilities



A Conductor-Teacher's Responsibilities

- *Primum non nocere*
 - First, do no harm!
- A listening ear
- A watching eye
- The “right” amount of positive pressure and motivation
- Knowing our singers' voices *individually* and our singers as *individuals*

Why?



Why?

- We may be the only voice teachers our choristers will ever have.
- We have an educational responsibility to develop the skills of our singers.
- Better singers = better choirs.

AN APPROACH FOR THE FIRST REHEARSAL



**DELTA STATE
UNIVERSITY** 
Join in. Stand out.

"Potter," "Smith," or "Jones" Singing

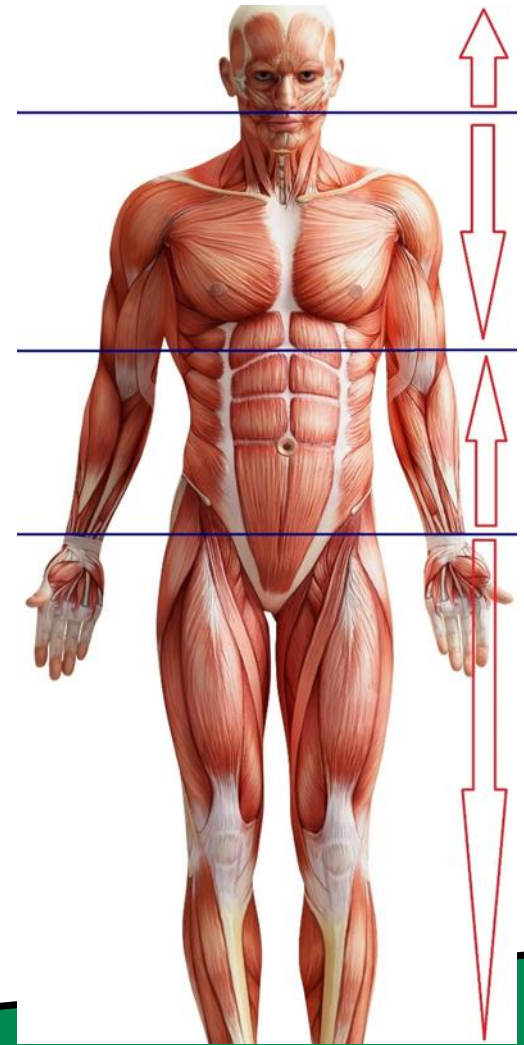
1. External posture
2. Internal posture
3. Deep, silent inhalation
4. "Athletic" breath support
5. Singer's "embouchure"
6. *Chiaroscuro*
7. Two-step audiation

"Potter," "Smith," or "Jones" Singing

1. External posture

"Potter," "Smith," or "Jones" Singing

2. Internal posture



"Potter," "Smith," or "Jones" Singing

3. Deep, silent inhalation

"Potter," "Smith," or "Jones" Singing

4. "Athletic" breath support

"Potter," "Smith," or "Jones" Singing

5. Singer's "embouchure"

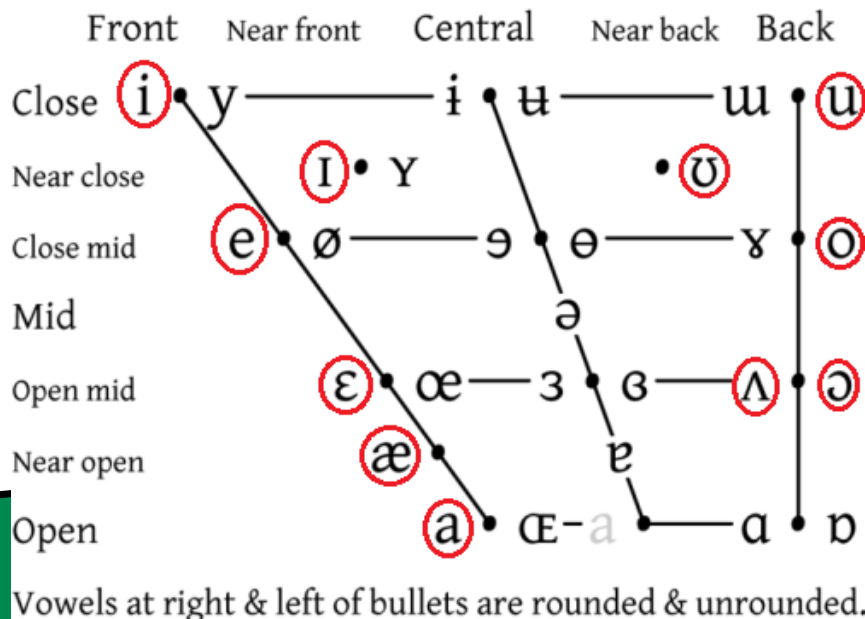
"Potter," "Smith," or "Jones" Singing

6. *Chiaroscuro*

"Potter," "Smith," or "Jones" Singing

7. Two-step audiation:

- Pitch (Kodály-Curwen-Glover solfège hand signs)
- Vowel (vowel hand signals)



A LONG-TERM APPROACH



**DELTA STATE
UNIVERSITY** 
Join in. Stand out.

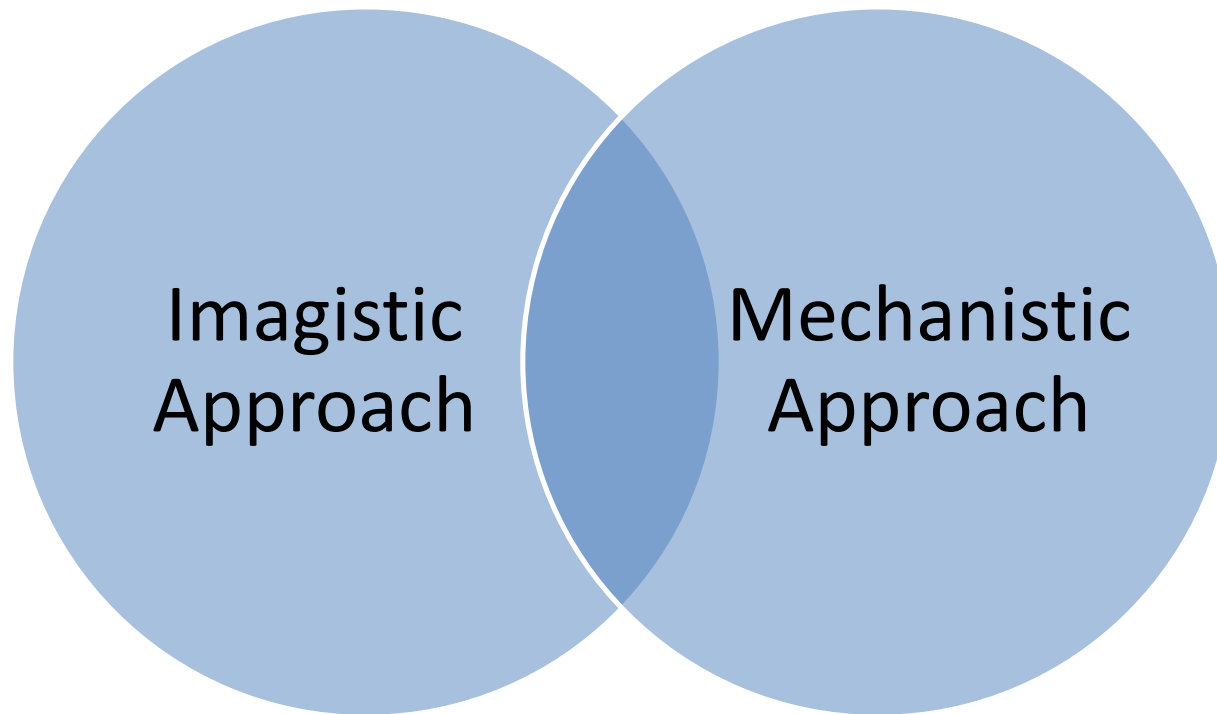
Long-Term Approach

THE VOCAL “PHYSICIAN”

symptoms → solutions

1. *Hear* the vocal/tone quality fault (symptom)
2. *Diagnose* the problem
3. *Prescribe* antidotes
4. *Practice* and *reinforce* the prescription (solution!)

Long-Term Approach

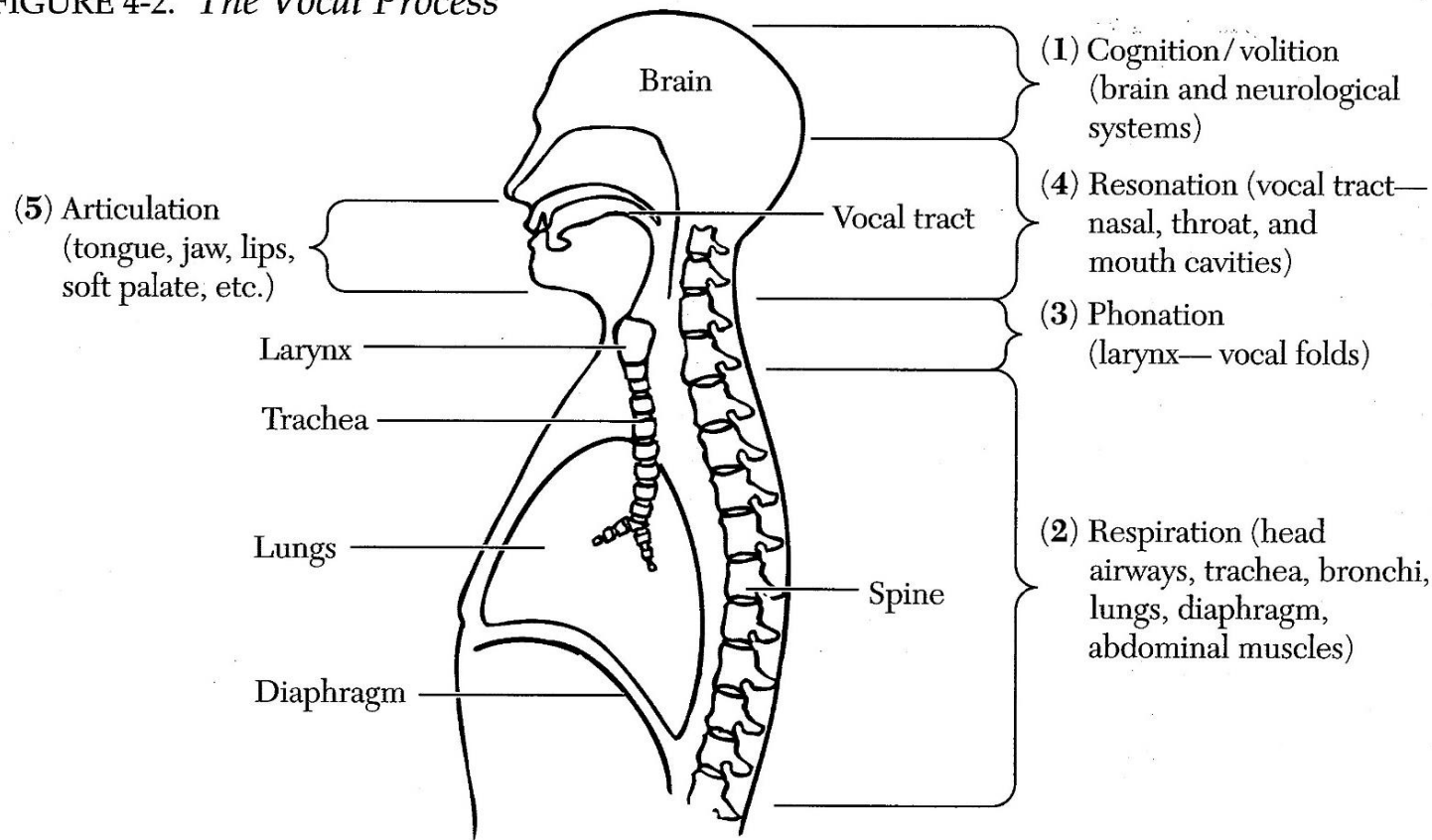


Vocal Skills Outline

- Phonation
- Respiration
- Resonation
- Registration
- Articulation
- Coordination

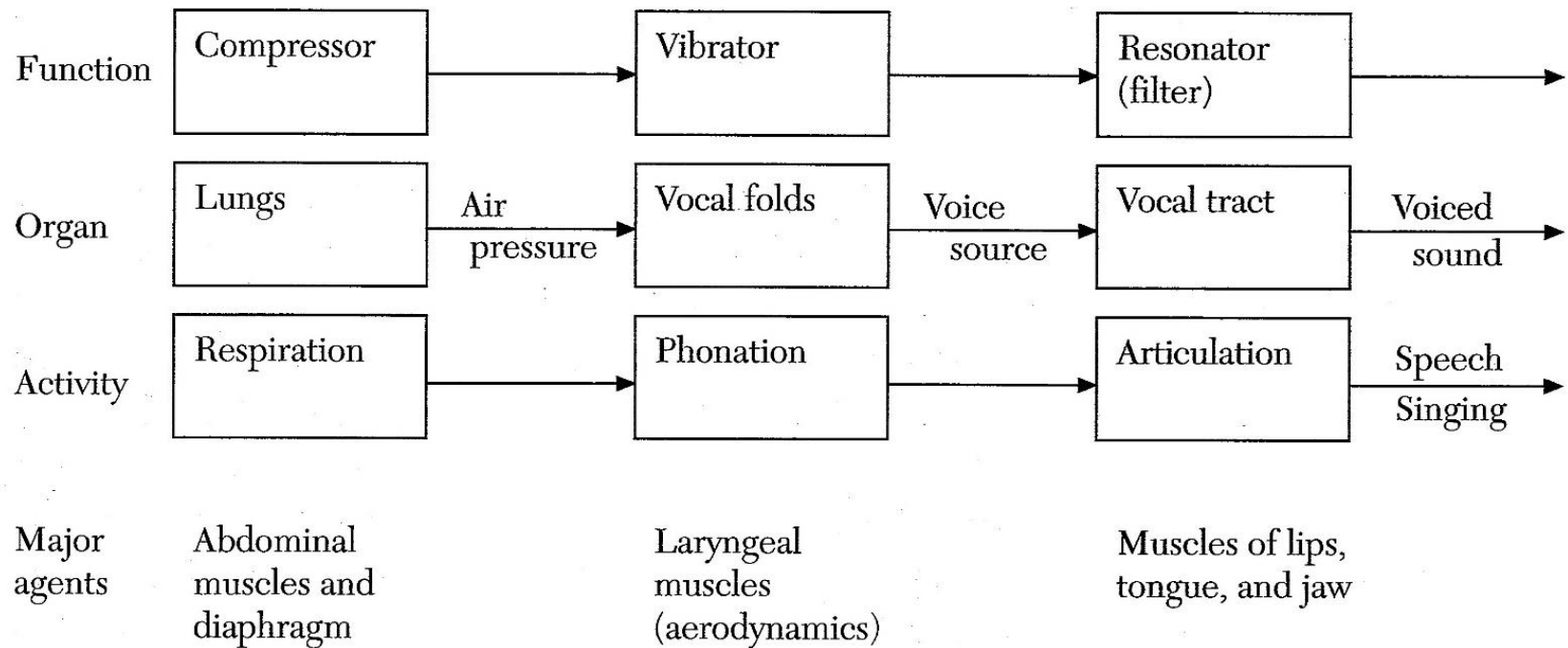
Vocal Skills Outline

FIGURE 4-2. *The Vocal Process*



(Ware, p. 55)

Vocal Skills Outline



(Ware, p. 54)

PHONATION: Producing Tone



**DELTA STATE
UNIVERSITY** 
Join in. Stand out.

Phonation

- Producing tone before managing breath?
- ~~“Sing as you speak.”~~
 - Sing as you should (could!) speak!
 - “Speaking on steroids”
- The exercises that follow assume that students have already been taught to *house* their phonatory instrument (the larynx) properly—i.e., they are utilizing singer’s posture.


Phonation

APPROACHES TO CONTROL

- Mental coordination
- Laryngeal position
- “Open throat”
- Oral cavity controls
- Palatal controls
- Linguistic elements
- The sum of above = total coordination!

Phonation

Be ye not afraid of the glottis,
For 'tis from such that proceedeth the voice.



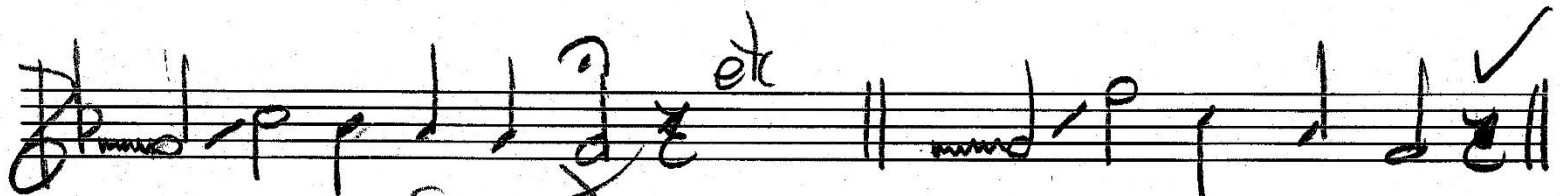

mum = rattle / fry
sustain until / out of air

(Okerlund, chapter 5)

DELTA STATE
UNIVERSITY

Join in. Stand out.

Phonation



(Okerlund, chapter 5)

Phonation


Onset Exercises



- Sing on various vowels
 - Even try moving from a healthy, supported shout to singing
- Real release on rests followed by immediate deep inhalation
- Try glottal, aspirate, and balanced onsets

Phonation

Laryngeal Position Exercises



- Fingers on Adam's apple
- Artificially high larynx on [i]
- Artificially low larynx on [Λ]
- Goal is to consistently achieve a larynx “at or very slightly below its natural resting place” (McCoy, p. 122)

RESPIRATION:

Supporting Sound with Air



**DELTA STATE
UNIVERSITY** 
Join in. Stand out.

Respiration

PHILOSOPHIES OF BREATHING FOR SINGING

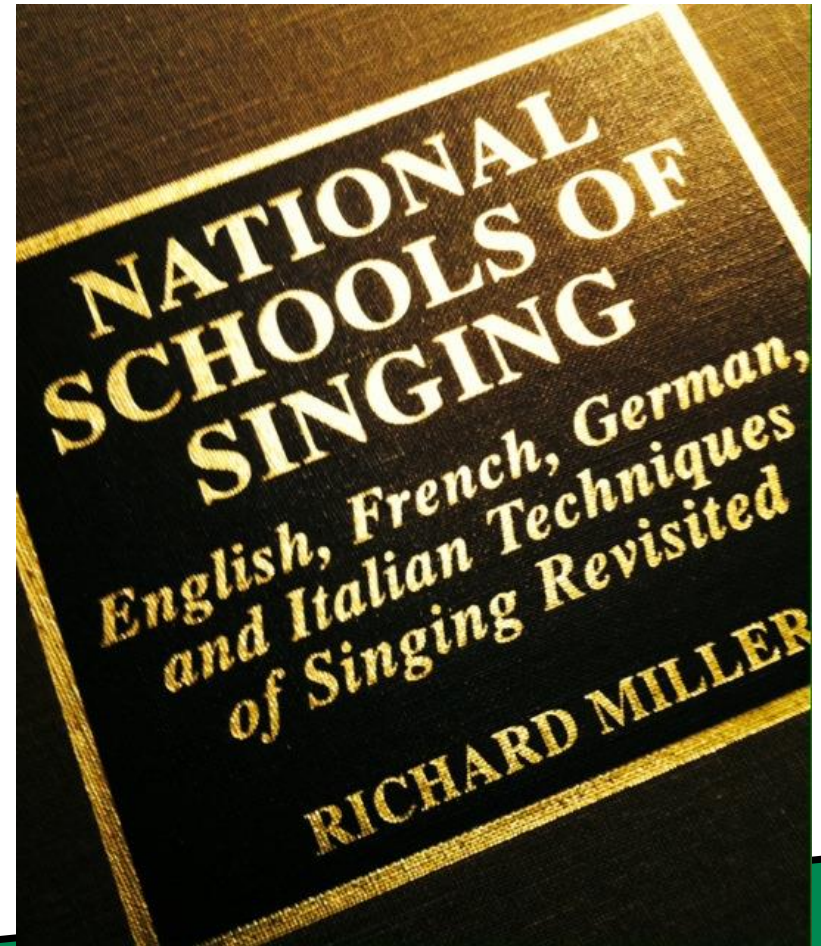
Italian vs. German



Respiration

The most helpful definition of breath “support”—Richard Miller’s description of *appoggio*:

1. Stable & stationary sternum (“noble” posture)
2. Expanded rib cage
3. Inhalation = outward motion b/t sternum & navel
4. Exhalation = imperceptible inward motion, internally resisted



Respiration

The “Breath Gauntlet”

1. Nose pant (1')
2. [p]/silent breath (1')
3. [b]/silent breath (1')
4. [p]/silent breath/[b]/silent breath (1')
5. [tʃ]/silent breath (1')
6. [tʃ]/silent breath in rhythm ♪ ♪ ♪ (30s)
7. [tʃ]/silent breath in rhythm ♪ ♪ ♪ (30s)

(Okerlund, chapter 1)

Respiration



© The VoiceCare Network

RESONATION: Optimizing Tone Quality



**DELTA STATE
UNIVERSITY** 
Join in. Stand out.

Resonation

- “**Placement**”—to use or not to use?
 - Forward/high/back/low
 - Ideas vs. behaviors—what are these instructions?
- It’s a fine shorthand, *if* all the singers in your choir share a common understanding of it (but they probably won’t).
- A humble idea: Perhaps we should use adjectives instead of verbs.
 - E.g., “Brighter, please!” instead of “You need to sing with a more forward placement.”
 - Why?
 - What is *placement* anyway?
 - The dangers of teaching for product (“make your ‘mask’ buzz!”) instead of process (*what* makes your “mask” buzz?)
 - If your students are studying voice privately, their studio definition may be different than your ensemble definition.
- An alternative definition of “good” placement or resonance: **The *absence of counterproductive tension* from any part of the vocal tract will cause desired resonance.**

Resonation

Exercises for Jaw Tension

mp



blah blah blah blah blah blah blah blah blah blah blah blah blah blah blah
gah gah gah gah gah gah gah gah gah gah gah gah gah gah gah

etc.



blah blah blah blah blah blah blah blah blah blah blah blah blah blah blah
gah gah gah gah gah gah gah gah gah gah gah gah gah gah gah

Exercise 3

mp



nah nah nah nah nah nah nah nah nah nah nah nah nah nah
vah vah vah vah vah vah vah vah vah vah vah vah vah vah

etc.



nah nah nah nah nah nah nah nah nah nah nah nah nah nah
vah vah vah vah vah vah vah vah vah vah vah vah vah vah

(Heizmann, p. 18)

Resonation

Exercises for Palatal Lift

ii. The high placement of brighter vowel formants will be transferred to darker vowel formants:

bien — bien — be — a —
[ɛ̃] — [ɛ̃] — [e] — [a]
main — mon — mu — o —
[ɛ̃] — [o] — [u] — [o]

(Ehmann & Haasemann, p. 36)

“The Nose Plug”

REGISTRATION:

Integrating Voice Levels



**DELTA STATE
UNIVERSITY** 
Join in. Stand out.

Registration

Moderato ♩ = 108

Intro. Opt.

Piano

Nee____ noh____ nee____

Rea Rea Rea * Rea *

5 Nee____ noh____ nee____ Nee____ noh____

Rea Rea Rea * Rea * Rea Rea

8 nee____ Nee____ noh____ nee____

Rea * Rea * Rea Rea Rea * Rea *

Jordan (2005), p. 286


COORDINATION:

Synthesizing the Vocal Process



**DELTA STATE
UNIVERSITY** 
Join in. Stand out.

Coordination

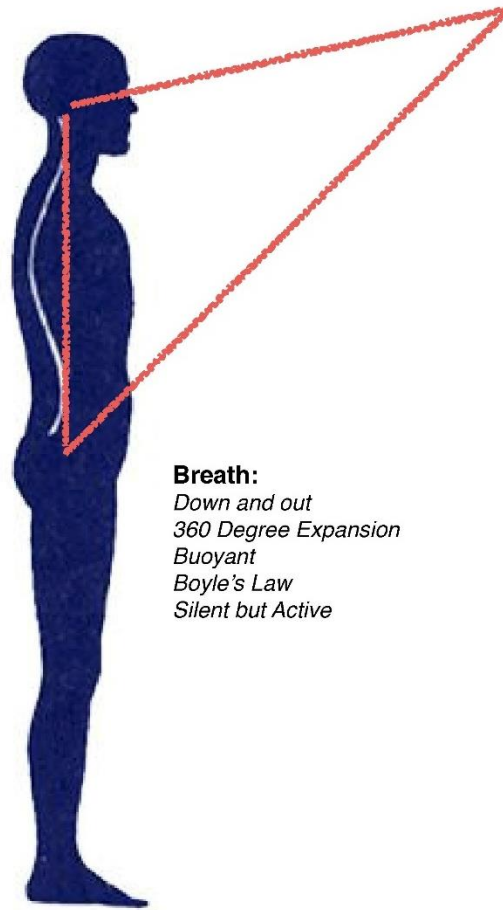


- Use exercises that teach more than one concept
- E.g., the exercise above teaches registration, resonance, and respiration simultaneously!

Coordination

Space:

Vaulted Soft Pallet
"Yawn Space"
Relaxed larynx
"Open throat"



Place: (Figurative)

Ring/Ping
Clear
High and Forward
Brilliant
Focused
Round and Warm

Breath:

Down and out
360 Degree Expansion
Buoyant
Boyle's Law
Silent but Active

Andrew Dibble

Indian Springs High School

References & Recommended Resources



References

- Austin, S. F. (2007). On the voice: Building strong voices: Twelve different ways! *Choral Journal*, 48(6), 55–66, and 48(8), 59–73.
- Crocker, E. (1989). *Warm-ups and workouts for the developing choir*. New Berlin, WI: Jenson Publications, Inc.
- Dilworth, R. (2006). *Choir builders: Fundamental vocal techniques for classroom and general use*. Milwaukee, WI: Hal Leonard Corporation.
- Doscher, B. (1994). *The functional unity of the singing voice, second edition*. Lanham, MD: The Scarecrow Press, Inc.
- Eberhardt, C. (1973). *A guide to successful choral rehearsals* (Kurt Michaelis, Trans.). New York, NY: Henry Litolf's Verlag/C. F. Peters.
- Ehmann, W. & Haasemann, F. (1981). *Voice building for choirs* (Brenda Smith, Trans.). Chapel Hill, NC: Hinshaw Music, Inc.
- Garcia, M. (1924). *Garcia's treatise on the art of singing: A compendious method of instruction with examples & exercises for the cultivation of the voice*. Retrieved from <http://www.imslp.org>.
- Garcia II, M., & Paschke, D. (1984). *A Complete Treatise on the Art of Singing* (Vol. 1). New York, NY: Da Cap Press.
- Hansen, S. A., Henderson, A., McCoy, S., Simonson, D., & Smith, B. (2012). On the voice: Choral directors are from Mars and voice teachers are from Venus: The top ten complaints from both sides of the aisle (or “The Farmer and the Cowman Should Be Friends”). *Choral Journal*, 52(9), 51–58.

References

- Heizmann, K. (2003). *Vocal warm-ups: 200 exercises for choral and solo singers*. New York, NY: Schott Music.
- Hines, J. (1982). *Great singers on great singing*. New York, NY: Limelight Editions.
- Jennings, K. (1982). *Sing legato: A collection of original studies in vocal production and musicianship*. San Diego, CA: Neil A. Kjos Music Company.
- Jordan, J. (2005). *Evoking sound: The choral warm-up: Method, procedures, planning, and core vocal exercises*. Chicago, IL: GIA Publications, Inc.
- Jordan, J. (2007). *Evoking sound: The choral rehearsal, volume 1: Techniques and procedures*. Chicago, IL: GIA Publications, Inc.
- McCoy, S. (2012). *Your voice: An inside view, second edition*. Delaware, OH: Inside View Press.
- Miller, R. (1986). *The structure of singing: System and art in vocal technique*. New York, NY: Schirmer Books.
- Miller, R. (1993). *Training tenor voices*. New York, NY: Schirmer Books.
- Miller, R. (1997). *National schools of singing: English, French, German, and Italian techniques of singing revisited, second edition*. Lanham, MD: The Scarecrow Press, Inc.

References

- Miller, R. (2000). *Training soprano voices*. New York, NY: Oxford University Press.
- Miller, R. (2004). *Solutions for singers: Tools for performers and teachers*. New York, NY: Oxford University Press.
- Miller, R. (2008). *Securing baritone, bass-baritone, and bass voices*. New York, NY: Oxford University Press.
- Neuen, D. (2002). *Choral concepts: A text for conductors*. Stamford, CT: Cengage Learning.
- Okerlund, D. (2011). *Voice studio manual*. Unpublished manuscript, College of Music, Florida State University, Tallahassee, FL.
- Olson, M. (2010). *The solo singer in the choral setting: A handbook for achieving vocal health*. Lanham, MD: The Scarecrow Press, Inc.
- Seelig, T. (2005). *The perfect blend: Over 100 seriously fun vocal warm-ups*. Milwaukee, WI: Shawnee Press.
- Stultz, M. (2005). *Choral excellence for treble voices: Your guide to the world's finest choral literature*. Waitsfield, VT: Choral Excellence, Inc.
- Vennard, W. (1967). *Singing: The mechanism and the technic, revised edition, greatly enlarged*. New York, NY: Carl Fischer.
- Ware, C. (1997). *Basics of vocal pedagogy: The foundations and process of singing*. Boston, MA: McGraw-Hill.

QUESTIONS?



**DELTA STATE
UNIVERSITY** 
Join in. Stand out.

THANK YOU!

Dr. Adam Potter
Director of Choral Activities
Program Coordinator for Choral Music Education
apotter@deltastate.edu

